

# Accu-Sed® Plus

## Normal ESR Control, 5x8.5 mL



**REF** DS-71002

**CE** For *in vitro* diagnostic use, for professional use only

### INTENDED USE

Accu-Sed Plus ESR Controls are whole blood reference control materials designed to monitor patient erythrocyte sedimentation rate (ESR) procedures. Accu-Sed Plus ESR Controls help to monitor technique as well as environmental, physical and mechanical factors such as room temperature, tube position and vibration.

### SUMMARY

Good laboratory practices require the use of stable reference materials to verify the accuracy and precision of testing equipment and procedures. Accu-Sed Plus ESR Controls may be used in sedimentation rate procedures as one would use anticoagulated whole blood.

### REAGENTS

#### COMPOSITION

Accu-Sed Normal Controls contain human red blood cells, preservatives, and stabilizers.

#### WARNINGS AND PRECAUTIONS

- The Accu-Sed ESR Controls are for professional *in vitro* diagnostic use only.
- CAUTION: Handle Accu-Sed Plus ESR Controls and all human blood products as though capable of transmitting infectious agents. Use the Centers for Disease Control and Prevention (CDC) recommended universal precautions<sup>1</sup> for handling Accu-Sed Plus ESR Controls and human specimens. Do not pipette by mouth; do not eat or drink or apply cosmetics in areas where specimens are being handled. Clean up spills immediately with a 0.5% sodium hypochlorite solution. Dispose of controls as though they contain infectious agents.
- For more information, Safety Data Sheet (SDS) is available on request for professional user.

#### PREPARATION

Accu-Sed Plus ESR Controls are supplied ready to use. No reconstitution is necessary.

#### STORAGE AND STABILITY

- **IMPORTANT!** – Accu-Sed Plus Normal ESR Controls must remain upright during storage. Failure to do so may adversely affect product performance.
- Do not use Accu-Sed Plus Normal ESR Controls beyond their expiration dates. Do not freeze. Do not expose to excessive heat.

| Stability  | Storage                            | Claim         |
|------------|------------------------------------|---------------|
| Unopened:  | 18 to 30 °C,<br>protect from light | To expiration |
| Open Vial: | 18 to 30 °C,<br>protect from light | 31 days       |

#### SOLUTION DETERIORATION

If control results fall outside the specified assay ranges, discard the vial and use a new one. If the problem persists, contact ELITech at (800) 453-2725.

#### DAMAGED PACKAGING

Do not use the solution if the packaging is damaged as this might have an effect on product performance (leakages, pierced/punctured bottle or cap, etc.).

#### WASTE MANAGEMENT

Disposal of all waste material should be in accordance with local and legal requirements.

### PROCEDURE

#### MATERIALS PROVIDED

5 x 8.5 mL Accu-Sed Plus Normal ESR Control **L1**

#### MATERIALS REQUIRED BUT NOT PROVIDED

- ESR Analyzer
- ESR Sample Collection Tubes
- Do not use materials that are not required as indicated above

#### INSTALLATION AND USE

Accu-Sed Plus Controls are analyzed according to the directions provided with the instrument and in the same manner as patient samples.

1. This product must be prepared with a fresh tube each time.
2. Invert the control vial until the packed cells have been suspended. Continue mixing for an additional 30 seconds. Avoid foaming. Do not vortex.
3. Follow the manufacturer's directions for filling the sample tubes. The classical Westergren procedure does not require predilution of the control material.
4. After each use, clean the threads of the cap and vial with an absorbent material and recap immediately.
5. Store opened vials at room temperature. Avoid prolonged exposure of the opened vials to light. Vials should be tightly closed after use to prevent evaporation.
6. Dispose of the used sample tube with control material. Do not reuse.

#### LIMITATIONS

Accu-Sed Plus ESR Controls are assayed only for the ESR methods listed under Expected Results. Use Accu-Sed Plus ESR Controls only for ESR procedures. Do not use these controls with any other hematology procedure.

#### EXPECTED VALUES

Expected control ranges are provided for the ESR methods listed in the assay table. These ranges are based on data generated by a single laboratory. Variation in interlaboratory results will be greater than the imprecision from any single laboratory. Results can also vary depending on differences in equipment, reagents, temperature, supplies and techniques.

Each laboratory should establish its own intralaboratory mean and standard deviation for each lot of ESR Control according to its own established procedures. Subsequent results should fall within the control ranges established from these statistical parameters.

#### QUALITY CONTROL PROGRAM

Navigate to [www.elitechgroup.com/vqc](http://www.elitechgroup.com/vqc) for information on ELITechGroup's online, real time Quality Assurance Program.

### GLOSSARY OF SYMBOLS

|                |                  |            |                         |                      |                                           |
|----------------|------------------|------------|-------------------------|----------------------|-------------------------------------------|
|                | Manufacturer     | <b>LOT</b> | Batch code / Lot number | <b>IVD</b>           | <i>In vitro</i> diagnostic medical device |
| <b>CONT</b>    | Contents         | <b>CE</b>  | European Conformity     |                      | Consult instructions for use              |
| <b>REF</b>     | Catalogue Number |            | Temperature Limitation  |                      | Use by / Expiration date                  |
|                | Biohazard Risk   | <b>↑↑</b>  | This Way Up             | <b>EC</b> <b>REP</b> | European Authorized Rep                   |
| <b>CONTROL</b> | Control          | <b>L1</b>  | Normal Control          |                      | Keep away from sunlight                   |

## ASSAY TABLE

Kit Lot Number

LOT






Normal Control

LOT 533478

🕒 2027-02-20

| Diluted Westergren Methods               | Units | Mean | Range  |
|------------------------------------------|-------|------|--------|
| Excyte® 10/M/Mini                        | mm/hr | 9    | 5 – 13 |
| Excyte® 20                               | mm/hr | 9    | 5 – 13 |
| Excyte® 40                               | mm/hr | 9    | 5 – 13 |
| Microsed-System®                         | mm/hr | 9    | 3 – 15 |
| Monitor Family                           | mm/hr | 9    | 3 – 15 |
| MixRate Family                           | mm/hr | 8    | 2 – 14 |
| Greiner Bio-One Sed-Rate Screener Family | mm/hr | 8    | 2 – 14 |
| Polymedco Sediplast™                     | mm/hr | 8    | 3 – 13 |

### INSTRUMENT ID CODES AND BARCODES

| Instrument                               | Normal QC ID Code / Barcode |                                                                                                   |
|------------------------------------------|-----------------------------|---------------------------------------------------------------------------------------------------|
| Excyte® 20                               | 533109027                   | <br>533109027   |
| Excyte® 40                               | 533109027                   | <br>533109027  |
| Monitor Family                           | 533109030                   | <br>533109030 |
| MixRate Family                           | 533108026                   | <br>533108026 |
| Greiner Bio-One Sed-Rate Screener Family | 533108026                   | <br>533108026 |

\* ESR values corrected on temperature of 18°C, in accordance with Manley Table.

### REFERENCES

1. U. S. Department of Health and Human Services: Recommendation for Prevention of HIV Transmission in Health Care Settings. MMW Report, Aug 21, 1987, Vol. 36, No. 2S.

Accu-Sed and Excyte are registered trademarks of ELITechGroup.  
Sediplast is a trademark of LP Italiana SPA.